





AD60W-622X Carcase Artisan oak colour / Front A – Metallic grey, Handles W Metallic grey



A990W-66S6+9FJ2 Carcase Silk grey / Front A – Artisan oak colour, Handles P leather tab cognac brown and Feet hairpin Silk grey



A891W-06K0+9FC7 Carcase Metallic grey / Front C – Basalt glass, Handles W Metallic grey + Feet Runner Metallic grey



A980R-61S8 Carcase Alpine white / Front B – High polish white, Handles R Chrome-coloured

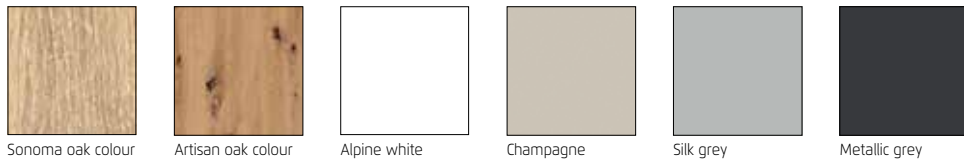


AA29H-07B8+9FC6 Carcase Silk grey / Front A – Silk grey, Handles H solid royal oak + Feet solid royal oak



AD95M-68F8 Carcase Alpine white / Front D – Frame finish (cottage style) Alpine white, Handles M Cottage black

• Front/carcase colours (Colour)

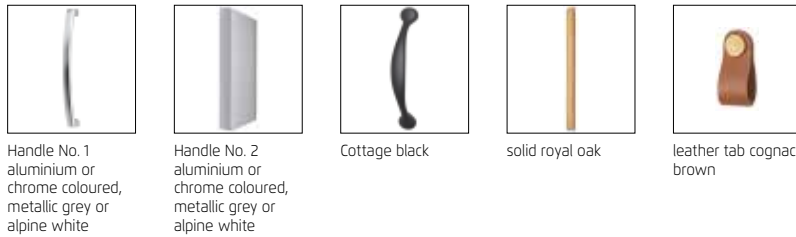


• Front colours (High polish, Glass)



All drawers with cushioned self-closing mechanism.


• Handle variants



• Feet



• Bedside tables, chests, Desks and chests on castors





Instructions for ordering:

- 1 Select the colour code for the desired colour variation from the upper table (e.g. **A570**).

- 2 Find the identification letters for the design/colour of the handle and enter them in the space in the colour code (e.g. **A570B**).

- 3 Select the article no. based on the desired width. You will find the correct article no. and price for the appropriate front in the line below.



1		A COLOUR			
COL. CODE	FRONT ▶				
CARCASE COLOUR ▼					
Sonoma oak colour	A570 ...	---	---	---	A573 ...
Artisan oak colour	---	AD64 ...	---	---	AD60 ...
Alpine white	A971 ...	AD65 ...	AA10 ...	A973 ...	
Silk grey	AA23 ...	AD66 ...	AA26 ...	AA28 ...	
Metallic grey	A871 ...	AD67 ...	AA05 ...	A870 ...	
2		Handles ▶			
		No. 1 Aluminium colour = B		No. 1 Chrome-colour Cottage black = M	
3		BESIDE TABLES 143 cm			
		Width in cm	47	47	
		Depth 42 cm			
		Illustration			
		Name	bedside table		bedside table
		Name	1 drawer, 1 niche narrow		1 drawer, 1 niche wide
		Dimensions (W/H/D)	--47 cm 143 cm 42 cm		--47 cm 143 cm 42 cm
		▼ Art. no.	▼ Price		...
		A Colour	63N0		63P0
		B High polish	65N0		65P7
		C Glass	6G03		6GP4
		D Frame finish (cottage style)	68D1		68D2



Very easy to plan using:

furnplan

1	COL. CODE	FRONT ▶	A COLOUR				B HIGH POLISH		C GLASS (only handle no. 2 possible)				D FRAME FINISH (COTTAGE STYLE)		
CARCASE COLOUR ▼	Sonoma oak		Sonoma oak	Aritsan oak	Metallic grey	Alpine white	Silk grey	Champagne	White	effect grey	White	Champagne	Silk grey	Basalt	White
Sonoma oak colour	A570 ...		---		A573 ...	A574 ...	AA01 ...	AA65 ...	A580 ...	AD70 ...	A590 ...	A592 ...	AA53 ...	A591 ...	AD95 ...
Artisan oak colour	---		AD64 ...	AD60 ...	AD61 ...	AD62 ...	AA63 ...	AD77 ...	AD76 ...	AD80 ...	AD83 ...	AD81 ...	AD82 ...		
Alpine white	A971 ...		AD65 ...	A973 ...	A970 ...	AA11 ...	AA66 ...	A980 ...	AD73 ...	A990 ...	A992 ...	AA58 ...	A991 ...		
CChampagne	AA70 ...		AA71 ...	AA72 ...	AA73 ...	AA74 ...	AA69 ...	AA75 ...	AA76 ...	AA77 ...	AA80 ...	AA78 ...	AA79 ...		
Silk grey	AA23 ...		AD66 ...	AA28 ...	AA27 ...	AA29 ...	AA67 ...	AA35 ...	AD74 ...	AA47 ...	AA64 ...	AA59 ...	AA51 ...		
Metallic grey	A871 ...		AD67 ...	A870 ...	A874 ...	AA06 ...	AA68 ...	A880 ...	AD75 ...	A890 ...	A892 ...	AA57 ...	A891 ...		

2	HANDLES ▶	No. 1 Aluminium colour = B	No. 1 Chrome-coloured = D	No. 1 Alpine white = G	No. 1 Champagne = E	No. 1 Metallic grey = C
		No. 2 Aluminium colour = L	No. 2 Chrome-coloured = R	No. 2 Alpine white = F	No. 2 Champagne = Q	No. 2 Metallic grey = W
		Cottage black = M		solid royal oak = H		Leather tab cognac brown = P

3	BESIDE TABLES †43 cm flat-packed <small>Requires self assembly</small> All drawers with cushioned self-closing mechanism.	Width in cm	47	47	47	47	
		Depth 42 cm					
	Illustration						
	Name	bedside table	bedside tables, pair	bedside table	bedside tables, pair		
	Name	1 drawer, 1 niche narrow	1 drawer, 1 niche narrow	2 drawers	2 drawers		
	Dimensions (W/H/D)	++47 cm †43 cm ↗42 cm	++47 cm †43 cm ↗42 cm	++47 cm †43 cm ↗42 cm	++47 cm †43 cm ↗42 cm		
		▼ Art. no.	▼ Price	...			
	A Colour	63N0		63P0		636Z	637B
	B High polish	65N0		65P7		629A	629B
	C GGlass	6G03		6GP4		671A	671B
	D Frame finish (cottage style)	68D1		68D2		63U8	63U9

	BESIDE TABLES †62 cm flat-packed <small>Requires self assembly</small> All drawers with cushioned self-closing mechanism.	Width in cm	47	47	47	47	47
		Depth 42 cm					
	Illustration						
	Name	bedside table	bedside tables, pair	bedside table	bedside tables, pair	bedside table	bedside table
	Name	2 drawers, 1 niche narrow	2 drawers, 1 niche narrow	3 drawers	3 drawers	1-door, 1 drawer	
	Dimensions (W/H/D)	++47 cm †62 cm ↗42 cm	++47 cm †62 cm ↗42 cm	++47 cm †62 cm ↗42 cm	++47 cm †62 cm ↗42 cm	++47 cm †62 cm ↗44 cm	
		▼ Art. no.	▼ Price	...			
	A Colour	64N2		64P4		637C	637D
	B High polish	65N4		65P9		629C	629D
	C Glass	6G07		6GP8		671C	671D
	D Frame finish (cottage style)	68D3		68D4		7345	7346
							620Q
							627M
							6G00
							68D5

1	COL. CODE	FRONT ▶	A COLOUR					B HIGH POLISH		C GLASS (only handle no. 2 possible)				D FRAME FINISH (COTTAGE STYLE)	
	CARCASE COLOUR ▼		Sonoma oak	Artisan oak	Metallic grey	Alpine white	Silk grey	Cham-pagne	White	effect grey	White	Champagne	Silk grey	Basalt	White
	Sonoma oak colour		A570 ...	---	A573 ...	A574 ...	AA01 ...	AA65 ...	A580 ...	AD70 ...	A590 ...	A592 ...	AA53 ...	A591 ...	AD95...
	Artisan oak colour		---	AD64 ...	AD60 ...	AD61 ...	AD62 ...	AA63 ...	AD77 ...	AD76 ...	AD80 ...	AD83 ...	AD81 ...	AD82 ...	
	Alpine white		A971 ...	AD65 ...	A973 ...	A970 ...	AA11 ...	AA66 ...	A980 ...	AD73 ...	A990 ...	A992 ...	AA58 ...	A991 ...	
	CChampagne		AA70 ...	AA71 ...	AA72 ...	AA73 ...	AA74 ...	AA69 ...	AA75 ...	AA76 ...	AA77 ...	AA80 ...	AA78 ...	AA79 ...	
	Silk grey		AA23 ...	AD66 ...	AA28 ...	AA27 ...	AA29 ...	AA67 ...	AA35 ...	AD74 ...	AA47 ...	AA64 ...	AA59 ...	AA51 ...	
	Metallic grey		A871 ...	AD67 ...	A870 ...	A874 ...	AA06 ...	AA68 ...	A880 ...	AD75 ...	A890 ...	A892 ...	AA57 ...	A891 ...	

2	HANDLES ▶	No. 1 Aluminium colour = B	No. 1 Chrome-coloured = D	No. 1 Alpine white = G	No. 1 CChampagne = E	No. 1 Metallic grey = C
		No. 2 Aluminium colour = L	No. 2 Chrome-coloured = R	No. 2 Alpine white = F	No. 2 Champagne = Q	No. 2 Metallic grey = W
		Cottage black = M		solid royal oak = H		leather tab cognac brown = P

3		Width in cm	47	93	93	93	140			
CHESTS †62 cm flat-packed Requires self assembly SOFT CLOSE EASY FIX All drawers with cushioned self-closing mechanism.	Depth 42 cm	Illustration								
	Name	bedside table	chest	chest	chest	chest				
	Name	3 drawers	3 drawers	2-door	2-door, 2 drawers	3-door, 3 drawers				
	Dimensions (W/H/D)	↔47 cm †62 cm ↗42 cm	↔93 cm †62 cm ↗42 cm	↔93 cm †62 cm ↗42 cm	↔93 cm †62 cm ↗42 cm	↔140 cm †62 cm ↗42 cm				
		▼ Art. no.	▼ Price	...						
(A) Colour	637C		620S		620T		66S5		66S6	
(B) High polish	629C		627P		627Q		66U1		66U2	
(C) Glass	671C		6G34		6183		6G11		6G12	
(D) Frame finish (cottage style)	7345		68D6		68D7		68S1		68S2	

	Width in cm	47	93	93	93	93				
CHESTS †81 cm flat-packed Requires self assembly SOFT CLOSE EASY FIX All drawers with cushioned self-closing mechanism.	Depth 42 cm	Illustration								
	Name	chest	chest	chest	chest	chest				
	Name	4 drawers	4 drawers	2-door	2-door, 2 drawers	5 drawers				
	Dimensions (W/H/D)	↔47 cm †81 cm ↗42 cm	↔93 cm †81 cm ↗42 cm	↔93 cm †81 cm ↗42 cm	↔93 cm †81 cm ↗42 cm	↔93 cm †81 cm ↗42 cm				
		▼ Art. no.	▼ Price	...						
(A) Colour	638N		645T		639F		645R		645D	
(B) High polish	629F		676B		676F		676H		676C	
(C) Glass	671F		679B		679F		679H		679C	
(D) Frame finish (cottage style)	65Q1		68D8		68D9		65Q0		68F1	

1	COL. CODE	FRONT ▶	A COLOUR					B HIGH POLISH		C GLASS (only handle no. 2 possible)				D FRAME FINISH (COTTAGE STYLE)	
	CARCASE COLOUR ▼		Sonoma oak	Aritsan oak	Metallic grey	Alpine white	Silk grey	Cham-pagne	White	effect grey	White	Champagne	Silk grey	Basalt	White
	Sonoma oak colour		A570 ...	---	A573 ...	A574 ...	AA01 ...	AA65 ...	A580 ...	AD70 ...	A590 ...	A592 ...	AA53 ...	A591 ...	AD95...
	Artisan oak colour		---	AD64 ...	AD60 ...	AD61 ...	AD62 ...	AA63 ...	AD77 ...	AD76 ...	AD80 ...	AD83 ...	AD81 ...	AD82 ...	
	Alpine white		A971 ...	AD65 ...	A973 ...	A970 ...	AA11 ...	AA66 ...	A980 ...	AD73 ...	A990 ...	A992 ...	AA58 ...	A991 ...	
	CChampagne		AA70 ...	AA71 ...	AA72 ...	AA73 ...	AA74 ...	AA69 ...	AA75 ...	AA76 ...	AA77 ...	AA80 ...	AA78 ...	AA79 ...	
	Silk grey		AA23 ...	AD66 ...	AA28 ...	AA27 ...	AA29 ...	AA67 ...	AA35 ...	AD74 ...	AA47 ...	AA64 ...	AA59 ...	AA51 ...	
	Metallic grey		A871 ...	AD67 ...	A870 ...	A874 ...	AA06 ...	AA68 ...	A880 ...	AD75 ...	A890 ...	A892 ...	AA57 ...	A891 ...	



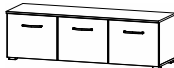
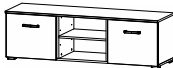
2	HANDLES ▶	No. 1 Aluminium colour = B	No. 1 Chrome-coloured = D	No. 1 Alpine white = G	No. 1 CChampagne = E	No. 1 Metallic grey = C
		No. 2 Aluminium colour = L	No. 2 Chrome-coloured = R	No. 2 Alpine white = F	No. 2 Champagne = Q	No. 2 Metallic grey = W
		Cottage black = M		solid royal oak = H		Leather tab cognac brown = P





3	Width in cm	140	140	140		
CHESTS †81 cm flat-packed Requires self assembly All drawers with cushioned self-closing mechanism.		Depth 42 cm				
	Illustration					
	Name	chest	chest	chest		
	Name	1-door, hinged left, 4 drawers	2-door, 4 drawers	2-door, 6 drawers		
	Dimensions (W/H/D)	↔140 cm †81 cm ↗42 cm	↔140 cm †81 cm ↗42 cm	↔140 cm †81 cm ↗42 cm		
		▼ Art. no.	▼ Price	...		
	A Colour	674G		675F		675H
	B High polish	690G		627Y		690D
	C Glass	683G		683B		683D
	D Frame finish (cottage style)	68F2		68F3		68F4

CHESTS †119 cm flat-packed Requires self assembly All drawers with cushioned self-closing mechanism.	Width in cm	47	93	93	93	
	Depth 42 cm	Illustration				
	Name	chest	chest	chest	chest	
	Name	6 drawers	6 drawers	2-door, 2 drawers	2-door, 2 drawers	
	Dimensions (W/H/D)	↔47 cm †119 cm ↗42 cm	↔93 cm †119 cm ↗42 cm	↔93 cm †119 cm ↗42 cm	↔93 cm †119 cm ↗42 cm	
		▼ Art. no.	▼ Price	...		
	A Colour	622W		62Y0		622X
	B High polish	628J		6158		628M
	C GGlass	6184		6185		6G39
	D Frame finish (cottage style)	68F5		68F6		68F7
						622Y
						628N
						6G40
						68F8

1	COL. CODE	FRONT ▶	A COLOUR						B HIGH POLISH		C GLASS (only handle no. 2 possible)				D FRAME FINISH (COTTAGE STYLE)
CARCASE COLOUR ▼	Sonoma oak	Artisan oak	Metallic grey	Alpine white	Silk grey	Champagne	White	effect grey	White	Champagne	Silk grey	Basalt	White		
Sonoma oak colour	A570 ...	---	A573 ...	A574 ...	AA01 ...	AA65 ...	A580 ...	AD70 ...	A590 ...	A592 ...	AA53 ...	A591 ...	AD95 ...		
Artisan oak colour	---	AD64 ...	AD60 ...	AD61 ...	AD62 ...	AA63 ...	AD77 ...	AD76 ...	AD80 ...	AD83 ...	AD81 ...	AD82 ...			
Alpine white	A971 ...	AD65 ...	A973 ...	A970 ...	AA11 ...	AA66 ...	A980 ...	AD73 ...	A990 ...	A992 ...	AA58 ...	A991 ...			
CChampagne	AA70 ...	AA71 ...	AA72 ...	AA73 ...	AA74 ...	AA69 ...	AA75 ...	AA76 ...	AA77 ...	AA80 ...	AA78 ...	AA79 ...			
Silk grey	AA23 ...	AD66 ...	AA28 ...	AA27 ...	AA29 ...	AA67 ...	AA35 ...	AD74 ...	AA47 ...	AA64 ...	AA59 ...	AA51 ...			
Metallic grey	A871 ...	AD67 ...	A870 ...	A874 ...	AA06 ...	AA68 ...	A880 ...	AD75 ...	A890 ...	A892 ...	AA57 ...	A891 ...			

2	HANDLES ▶	No. 1 Aluminium colour = B	No. 1 Chrome-coloured = D	No. 1 Alpine white = G	No. 1 Champagne = E	No. 1 Metallic grey = C
		No. 2 Aluminium colour = L	No. 2 Chrome-coloured = R	No. 2 Alpine white = F	No. 2 Champagne = Q	No. 2 Metallic grey = W
		Cottage black = M		solid royal oak = H		Lleather tab cognac brown = P

3	TV UNITS flat-packed  	Width in cm	140	140					
	Depth 42 cm	Illustration							
	Name	TV unit	TV unit						
	Name	3-door	2-door, with 2 niches						
	Dimensions (W/H/D)	↔140 cm †43 cm ↗42 cm	↔140 cm †43 cm ↗42 cm						
		▼ Art. no.	▼ Price	...					
	(A) Colour	620K		6S01					
	(B) High polish	627J		6HG1					
	(C) GGlass	6G60		7349					
	(D) Frame finish (cottage style)	6R10		6R11					

DESK AND CHEST ON CASTORS flat-packed  	Depth 42 cm	Illustration	Desk only available in the following versions: A970W Alpine white (Single colour) AA29W Silk grey (sSingle colour) A870W Metallic grey (Single colour) AD64W Artisan oak colour, metal underframe Metallic grey						
Name	desk			chest on castors	chest on castors				
Name				2 drawers	3 drawers				
Dimensions (W/H/D)	↔120 cm †74 cm ↗58 cm			↔47 cm †46 cm ↗44 cm	↔47 cm †65 cm ↗44 cm				
	▼ Art. no.	▼ Price							
(A) Colour	9549			6917	6954				
(B) High polish	---			66J0	7845				
(C) Glass	---			66N0	66Q0				
(D) Frame finish (cottage style)	---			6R00	6RS0				

COL. CODE	VARIATION	FEET	IMPORTANT INFORMATION:
Feet		AG310	

- The feet can be ordered in addition to the matching pieces.
- These matching pieces must then be fixed to a wall.


FEET FOR BEDSIDE TABLES	Illustration	Hairpin				Solid wood	Runner					
		Name	set of 4 feet	set of 4 feet	set of 4 feet	set of 4 feet	set of 2 feet					
		Name	hairpin-foot alpine white for bedside table	hairpin-foot silk grey for bedside table	hairpin-foot metallic grey for bedside table	hairpin-foot champagne for bedside table	solid wood-foot solid oak for bedside table	skid metallic grey for bedside table				
		Dimensions (W/H/D)	↔46 cm †13 cm ↗37 cm	↔46 cm †13 cm ↗37 cm	↔46 cm †13 cm ↗37 cm	↔46 cm †13 cm ↗37 cm	↔92 cm †13 cm ↗37 cm	↔46 cm †13 cm ↗37 cm				
			▼ Art. no.	▼ Price	...							
for Bedside tables	9FC5		9FJ5		9FU5		9FQ5		9FC6		9FC7	

FEET FOR CHESTS	Illustration	Hairpin				Solid wood	Runner					
		Name	set of 4 feet	set of 4 feet	set of 4 feet	set of 4 feet	set of 4 feet	set of 2 feet				
		Name	hairpin-foot alpine white for chest	hairpin-foot silk grey for chest	hairpin-foot metallic grey for chest	hairpin-foot champagne for chest	solid wood-foot solid oak for chest	skid metallic grey for chest				
		Dimensions (W/H/D)	↔92 cm †13 cm ↗37 cm	↔92 cm †13 cm ↗37 cm	↔92 cm †13 cm ↗37 cm	↔46 cm †13 cm ↗37 cm	↔92 cm †13 cm ↗36 cm	↔93 cm †13 cm ↗37 cm				
			▼ Art. no.	▼ Price	...							
for chests	9FS2		9FJ2		9FU2		9FQ2		9FS3		9FS4	

IMPORTANT INFORMATION	Total height (Matching pieces + Feet)
Matching pieces †43 cm	† 54 cm
Matching pieces †62 cm	† 73 cm
Matching pieces †81 cm	† 92 cm
Matching pieces †119 cm	† 130 cm

1 COL. CODE		VARIATION ▶	A COLOUR	
COLOUR ▼			Single colour	
Sonoma oak colour			A570 ...	
Artisan oak colour			AD64 ...	
Alpine white			A970 ...	
Champagne			AA69 ...	
Silk grey			AA29 ...	
Metallic grey			A870 ...	

2 HANDLES ▶		No. 1 Aluminium colour = B	No. 1 Chrome-coloured = D	No. 1 Metallic grey = C	No. 1 Alpine white = G	No. 1 Champagne = E
		No. 2 Aluminium colour = L	No. 2 Chrome-coloured = R	No. 2 Metallic grey = W	No. 2 Alpine white = F	No. 2 Champagne = Q
		Cottage black = M		solid royal oak = H	leather tab cognac brown = P	

3 MIRROR									
Single colour									
Illustration									
Name		wall mirror							
Name									
Dimensions (W/H/D)		++60 cm †90 cm √*2 cm							
		▼ Art. no.		▼ Price		...			
A Colour		98A7							