





Front colour **A**



Front colour **B**
with vertical trims



Front colour **C**
with vertical and horizontal trims



Front high polish **D**




Front **E**
Front Glass overlay
with vertical trims



Front **F**
Front Glass overlay
with vertical and horizontal trims



Front-/Carcase colours (colour)



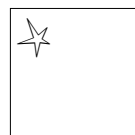
alpine white




Sonoma oak colour



metallic grey



high polish white



white glass



basalt glass

Handles (Hinged doors, matching pieces)



Carcase-coloured,
short "D"



Chrome-coloured,
short "K"



Chrome-coloured, long "L"
(Wardrobe doors with bar handle,
Set of drawers and matching
pieces with handle)

■ For informations on extras available for wardrobes, see **rauch ORANGE EXTRAS HINGED/SLIDING** on page 234-242 and 244-254.

Instructions for ordering:

1 Select the Colour code for the desired colour variation from the upper table (e.g. **A510**).



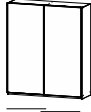
2 Find the identification letters for the design/colour of the handle and enter them in the space in the Colour code (e.g. **A510D**).



3 Select the article no. based on the desired width. You will find the correct article no. and price for the appropriate front in the line below.

1		A COLOUR		B COLOUR FINISH WITH VERTICAL TRIMS	
Col. code	Front ▶				
Carcase colour ▼		carcase coloured	alpine white	carcase coloured	alpine white
colour Sonoma oak		A510 ...	A511 ...	A520 ...	A521 ...
metallic grey		A810 ...	A811 ...	A820 ...	A821 ...
alpine white		A910 ...	---	A920 ...	---

2		HANDLE STRIPS AND PROFILES ▶		CARCASE COLOURS = PG1 Add D to the colour code.	

3		Width in cm		
		181	181	
SLIDING DOOR WARD-ROBES	Depth 62 cm			
	Drawing			
Standard interior fittings in every unit: 1 clothes rail, Height 210 cm = 1 Shelf/unit, Height 229 cm = 2 Shelf/unit		Carcase division (cm)	90/90	90/90
		Number of doors	2-door	2-door/1 Mirrored doors
HEIGHT 210 CM		▼ Art. no.	▼ Price	...
A colour		44E1		
B colour*		44E1		
C colour finish with horizontal trims*		44E1		



Very easy to plan using:



External dimensions

Sliding door wardrobes

Widths _____ 181 cm _____ 226 cm _____ 271 cm
 without passepartout _____ 1808 mm _____ 2256 mm _____ 2708 mm
 with passepartout _____ 1885 mm _____ 2333 mm _____ 2781 mm

Heights _____ 210 cm _____ 229 cm
 without passepartout _____ 2099 mm _____ 2291 mm
 with passepartout _____ 2140 mm _____ 2330 mm

Depth _____ 62 cm
 without passepartout _____ 618 mm
 with passepartout _____ 634 mm

Hinged door wardrobes

Widths _____ 47 cm _____ 91 cm _____ 136 cm _____ 181 cm _____ 226 cm _____ 271 cm
 without cornice _____ 464 mm _____ 912 mm _____ 1360 mm _____ 1808 mm _____ 2256 mm _____ 2704 mm
 with cornice _____ 464 mm _____ 912 mm _____ 1360 mm _____ 1808 mm _____ 2256 mm _____ 2704 mm
 with cornice + passepartout _____ 508 mm _____ 965 mm _____ 1404 mm _____ 1852 mm _____ 2300 mm _____ 2748 mm

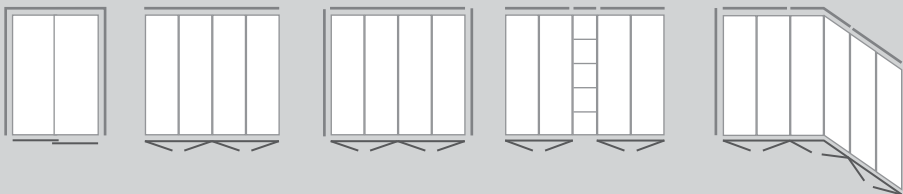
Heights _____ 210 cm _____ 229 cm
 without cornice _____ 2096 mm _____ 2288 mm
 with cornice _____ 2118 mm _____ 2310 mm

Depth _____ 54 cm
 without cornice _____ 538 mm
 with cornice _____ 562 mm

Passepartouts and cornices

You can also order passepartouts and/or cornices to enhance the wardrobes. Full passepartouts are available for sliding door robes. For hinged door robes, you can either order just cornices, or passepartouts as well provided you include additional side uprights. Although shelves can be installed with a depth offset, the cornice can still remain flush with the front. Please bear in mind that corner robes with cornices can only be fitted between hinged door robes (not possible with sliding door robes!). Passepartouts are not possible at all between wardrobe units and on corner robes!

Examples:



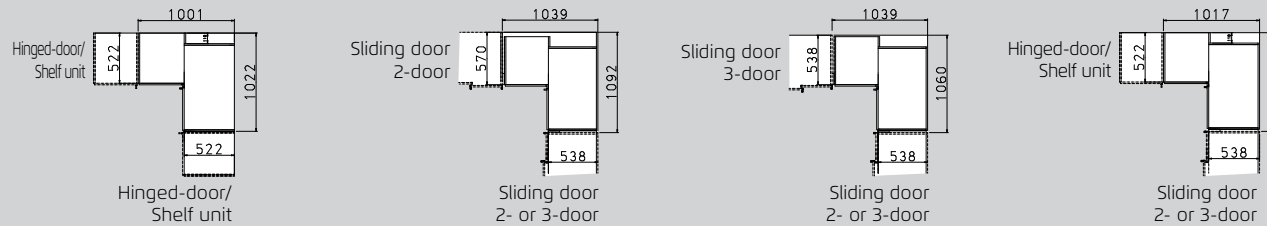
Accessories

For informations on extras available for wardrobes, see [rauch ORANGE EXTRAS HINGED/SLIDING](#) on pages 234-254.

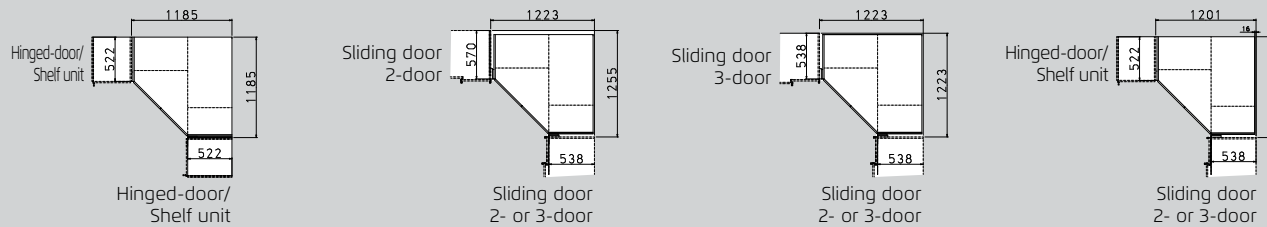
Layout examples and space requirement for corner robes combined with hinged and sliding door robes

The sliding and hinged door robes in the Essensa range can also be easily combined around a corner using the two optional (45° and 90°) corner robe variants. Please bear in mind that different space requirements and total dimensions apply, depending on the wardrobe configuration and layout (see examples below).

Corner robe 90°



Corner robe 45°




All dimensions in mm.

Options for adding hinged door and corner robes to sliding door robes

The Essensa wardrobe range allows you to arrange wardrobe units in the sequence you want. If, however, you wish to place a hinged door or corner robe next to a sliding door robe, you must always include a compensating profile between the units to ensure faultless operation of the doors.

Examples:





Sliding door wardrobes

***NOTE:**
No additional vertical trims next to the handle strips on sliding doors.

1 COL. CODE	A COLOUR		B COLOUR*		C COLOUR FINISH WITH HORIZONTAL TRIMS*		D HIGH POLISH	E GLASS*		F GLASS WITH HORIZONTAL TRIMS*	
FRONT ▶											
Carcase colour ▼	carcase coloured	alpine white	carcase coloured	alpine white	carcase coloured	alpine white	white	white	basalt	white	basalt
Sonoma oak colour	A510	A511	A520	A521	A530	A531	A540	A550	A552	A560	A562
metallic grey	A810	A811	A820	A821	A830	A831	A840	A850	A852	A860	A862
alpine white	A910	---	A920	---	A930	---	A940	A950	A952	A960	A962

2 HANDLE STRIPS AND PROFILES ▶	CARCASE COLOURS = Add D to the colour code.	CHROME-COLOURED = Add L to the colour code.
--------------------------------	---	---

3 SLIDING DOOR WARDROBES	Width in cm	181	181	226	226	271	271	NOTE:		
	Depth 62 cm							If a hinged door or a corner robe is added to a sliding-door robe, a compensating profile must always be mounted between them.		
	Drawing							compensating profile		
Standard interior fittings in each unit: 1 clothes rail, † 210 cm = 1 shelf/unit ‡ 229 cm = 2 shelves/units	Carcase division (cm)	90/90	90/90	112,5/112,5	112,5/112,5	90/90/90	90/90/90	↔ 2 cm ↗ 12 cm		
	Number of doors	2-door	2-door, 1 mirror door	2-door	2-door, 1 mirror door	3-door	3-door, 1 mirror door			
HEIGHT 210 CM	▼ Art. no.	▼ Price		...						HEIGHT 210 CM
A colour	44E1	54B7	44E2	54B9	44E3	57S3	9R10			
B colour*	44E1	54B7	44E2	54B9	44E3	57S3	9R10			
C colour with horizontal trims*	44E1	54B7	44E2	54B9	44E3	57S3	9R10			
D high polish	44L1	55H0	44L2	55H5	44L3	55H6	9R10			
E glass*	51K3	5SG1	51K4	5SG2	51K5	5SG3	9R10			
F glass with horizontal trims*	51K3	5SG1	51K4	5SG2	51K5	5SG3	9R10			
HEIGHT 229 CM	▼ Art. no.	▼ Price		...						HEIGHT 229 CM
A colour	0Y6A	0Y6D	0Y6B	0Y6F	0Y6C	0Y6G	9R11			
B colour*	0Y6A	0Y6D	0Y6B	0Y6F	0Y6C	0Y6G	9R11			
C colour with horizontal trims*	0Y6A	0Y6D	0Y6B	0Y6F	0Y6C	0Y6G	9R11			
D high polish	0Y7A	0Y7D	0Y7B	0Y7F	0Y7C	0Y7G	9R11			
E glass*	0K3A	02B5	0K4A	02B6	0K5A	02B7	9R11			
F glass with horizontal trims*	0K3A	02B5	0K4A	02B6	0K5A	02B7	9R11			

For extras, see rauch ORANGE EXTRAS SLIDING on pages 244-254.



Sliding door wardrobes

Col. code	The passepartouts can be ordered with the same colour code as for the wardrobe.
Carcase colour ▼	
Sonoma oak colour	
metallic grey	
alpine white	

PASSEPARTOUTS FOR SLIDING DOOR WARDROBES	Width in cm	181	226	271			
	Depth incl. Passepartout = 64 cm						
	Drawing						
	Name	passepartout	passepartout	passepartout			
External dimensions	↔189 cm ↑214 cm/233 cm ↗23 cm	↔233 cm ↑214 cm/233 cm ↗23 cm	↔278 cm ↑214 cm/233 cm ↗23 cm				
HEIGHT 210 CM		▼ Art. no.	▼ Price	...	HEIGHT 210 CM		
carcase coloured	9P2P		9P3P		9P4P		
HEIGHT 229 CM		▼ Art. no.	▼ Price	...	HEIGHT 229 CM		
carcase coloured	9T2E		9T3E		9T4E		



Hinged door wardrobes

1 COL. CODE	FRONT ▶	A COLOUR		B COLOUR FINISH WITH VERTICAL TRIMS		C COLOUR FINISH WITH VERTICAL AND HORIZONTAL TRIMS		D HIGH POLISH	E GLASS WITH VERTICAL TRIMS		F GLASS WITH VERTICAL AND HORIZONTAL TRIMS	
CARCASE COLOUR ▼		carcase coloured	alpine white	carcase coloured	alpine white	carcase coloured	alpine white	white	white	basalt	white	basalt
Sonoma oak colour		A510_	A511_	A520_	A521_	A530_	A531_	A540_	A550_	A552_	A560_	A562_
metallic grey		A810_	A811_	A820_	A821_	A830_	A831_	A840_	A850_	A852_	A860_	A862_
alpine white		A910_	---	A920_	---	A930_	---	A940_	A950_	A952_	A960_	A962_

2 HANDLES AND STRIPES ▶	CARCASE-COLOURED, SHORT = PG 1 Add D to the colour code.	CHROME-COLOURED, SHORT = PG 2 Add K to the Colour code	CHROME-COLOURED, LONG = PG 3 Add L to the colour code.
-------------------------	--	--	--

3 HINGED DOOR WARDROBES ↓ 210 cm	Width in cm	47	47	91	91	136	136	136	181		
	Depth 54 cm										
	Drawing										
Standard interior in each unit: 1 shelf and 1 clothes rail.	Carcase division (cm)	45	45	90	90	90/45	90/45	90/45	90/90		
	Number of doors/drawers	1-door	1 mirrored door/2 drawers	2-door	2 mirrored doors/2 drawers	3-door	3-door/1 mirror door	3-door/1 mirror door/2 DW	4-door		
HEIGHT 210 CM	▼ Price group	HEIGHT 210 CM									
A colour	PG 1	4701	57K3	4F19	57K4	4772	5M04	5705	4203		
	PG 2										
	PG 3										
B colour with vertical trims	PG 1	4701	57K3	4F19	57K4	4772	5M04	5705	4203		
	PG 2										
	PG 3										
C colour with vertical and horizontal trims	PG 1	4701	57K3	4F19	57K4	4772	5M04	5705	4203		
	PG 2										
	PG 3										
D high polish	PG 1	4866	57L3	4867	57L4	4868	53S7	57L5	4869		
	PG 2										
	PG 3										
E glass with vertical trims	PG 1	53G2	57K5	53G3	57K6	53G4	52G3	57K7	53G5		
	PG 2										
	PG 3										
F glass with vertical and horizontal trims	PG 1	53G2	57K5	53G3	57K6	53G4	52G3	57K7	53G5		
	PG 2										
	PG 3										

More widths on the next page.

For extras, see rauch ORANGE EXTRAS HINGED ON pages 234-242.



Hinged door wardrobes

1 COL. CODE	FRONT ▶	A COLOUR		B COLOUR FINISH WITH VERTICAL TRIMS		C COLOUR FINISH WITH VERTICAL AND HORIZONTAL TRIMS		D HIGH POLISH	E GLASS WITH VERTICAL TRIMS		F GLASS WITH VERTICAL AND HORIZONTAL TRIMS	
CARCASE COLOUR ▼		carcase coloured	alpine white	carcase coloured	alpine white	carcase coloured	alpine white	white	white	basalt	white	basalt
Sonoma oak colour		A510_	A511_	A520_	A521_	A530_	A531_	A540_	A550_	A552_	A560_	A562_
metallic grey		A810_	A811_	A820_	A821_	A830_	A831_	A840_	A850_	A852_	A860_	A862_
alpine white		A910_	---	A920_	---	A930_	---	A940_	A950_	A952_	A960_	A962_

2 HANDLES AND STRIPES ▶	CARCASE-COLOURED, SHORT = PG1 Add D to the colour code.	CHROME-COLOURED, SHORT = PG2 Add K to the Colour code	CHROME-COLOURED, LONG = PG3 Add L to the colour code.
-------------------------	---	---	---

3 HINGED DOOR WARDROBES ↓ 210 cm	Width in cm	181	181	226	226	226	271	271	271				
	Depth 54 cm												
	Drawing												
Standard interior in each unit: 1 shelf and 1 clothes rail.	Carcase division (cm)	90/90	45/90/45	90/45/90	90/45/90	90/45/90	90/90/90	90/90/90	90/90/90				
	Number of doors/drawers	4-door/2 mirror door	4-door/2 mirror door/2 DW	5-door	5-door/1 mirror door	5-door/1 mirror door/2 DW	6-door	6-door/2 mirror door	6-door/2 mirror door/2 DW				
HEIGHT 210 CM	▼ Price group	▼ Art. no.			▼ Price			...			HEIGHT 210 CM		
A colour	PG 1												
	PG 2	5M06	5379	4204	5223	57K9	4F30	5F30	5384				
	PG 3												
B colour with vertical trims	PG 1												
	PG 2	5M06	5379	4204	5223	57K9	4F30	5F30	5384				
	PG 3												
C colour with vertical and horizontal trims	PG 1												
	PG 2	5M06	5379	4204	5223	57K9	4F30	5F30	5384				
	PG 3												
D high polish	PG 1												
	PG 2	53S8	5C54	4271	53S9	5C57	4274	53SA	5C56				
	PG 3												
E glass with vertical trims	PG 1												
	PG 2	52G4	57K8	53G8	52G5	57K1	53G9	52G6	57K2				
	PG 3												
F glass with vertical and horizontal trims	PG 1												
	PG 2	52G4	57K8	53G8	52G5	57K1	53G9	52G6	57K2				
	PG 3												

For extras, see rauch ORANGE EXTRAS HINGED ON pages 234-242.



Hinged door wardrobes

1 COL. CODE	FRONT ▶	A COLOUR		B COLOUR FINISH WITH VERTICAL TRIMS		C COLOUR FINISH WITH VERTICAL AND HORIZONTAL TRIMS		D HIGH POLISH	E GLASS WITH VERTICAL TRIMS		F GLASS WITH VERTICAL AND HORIZONTAL TRIMS	
CARCASE COLOUR ▼		carcase coloured	alpine white	carcase coloured	alpine white	carcase coloured	alpine white	white	white	basalt	white	basalt
Sonoma oak colour		A510_	A511_	A520_	A521_	A530_	A531_	A540_	A550_	A552_	A560_	A562_
metallic grey		A810_	A811_	A820_	A821_	A830_	A831_	A840_	A850_	A852_	A860_	A862_
alpine white		A910_	---	A920_	---	A930_	---	A940_	A950_	A952_	A960_	A962_

2 HANDLES AND STRIPES ▶	CARCASE-COLOURED, SHORT = PG 1 Add D to the colour code.	CHROME-COLOURED, SHORT = PG 2 Add K to the Colour code	CHROME-COLOURED, LONG = PG 3 Add L to the colour code.
-------------------------	--	--	--

3 HINGED DOOR WARDROBES ↓ 229 cm	Width in cm	47	47	91	91	136	136	136	181				
	Depth 54 cm												
	Drawing												
Standard interior in each unit: 2 shelves and 1 clothes rail. Combi unit = 1 shelf	Carcase division (cm)	45	45	90	90	90/45	90/45	90/45	90/90				
	Number of doors/drawers	1-door	1 mirrored door/2 drawers	2-door	2 mirrored doors/2 drawers	3-door	3-door/1 mirror door	3-door/1 mirror door/2 DW	4-door				
HEIGHT 229 CM	▼ Price group	HEIGHT 229 CM											
A colour	PG 1												
	PG 2	17D2	15K3	17D3	15K4	17D4	18S3	15K5	17D5				
	PG 3												
B colour with vertical trims	PG 1												
	PG 2	17D2	15K3	17D3	15K4	17D4	18S3	15K5	17D5				
	PG 3												
C colour with vertical and horizontal trims	PG 1												
	PG 2	17D2	15K3	17D3	15K4	17D4	18S3	15K5	17D5				
	PG 3												
D high polish	PG 1												
	PG 2	17L2	15L3	17L3	15L4	17L4	18H3	15L5	17L5				
	PG 3												
E glass with vertical trims	PG 1												
	PG 2	17G2	18K5	17G3	18K6	17G4	15G3	18K7	17G5				
	PG 3												
F glass with vertical and horizontal trims	PG 1												
	PG 2	17G2	18K5	17G3	18K6	17G4	15G3	18K7	17G5				
	PG 3												

More widths on the next page.

For extras, see rauch ORANGE EXTRAS HINGED ON pages 234-242.



Hinged door wardrobes

1 COL. CODE	FRONT ▶	A COLOUR		B COLOUR FINISH WITH VERTICAL TRIMS		C COLOUR FINISH WITH VERTICAL AND HORIZONTAL TRIMS		D HIGH POLISH	E GLASS WITH VERTICAL TRIMS		F GLASS WITH VERTICAL AND HORIZONTAL TRIMS	
CARCASE COLOUR ▼		carcase coloured	alpine white	carcase coloured	alpine white	carcase coloured	alpine white	white	white	basalt	white	basalt
Sonoma oak colour		A510_	A511_	A520_	A521_	A530_	A531_	A540_	A550_	A552_	A560_	A562_
metallic grey		A810_	A811_	A820_	A821_	A830_	A831_	A840_	A850_	A852_	A860_	A862_
alpine white		A910_	---	A920_	---	A930_	---	A940_	A950_	A952_	A960_	A962_

2 HANDLES AND STRIPES ▶	CARCASE-COLOURED, SHORT = PG1 Add D to the colour code.	CHROME-COLOURED, SHORT = PG2 Add K to the Colour code	CHROME-COLOURED, LONG = PG3 Add L to the colour code.
-------------------------	---	---	---

3 HINGED DOOR WARDROBES ↑ 229 cm	Width in cm	181	181	226	226	271	271	271	271	
	Depth 54 cm									
	Drawing									
Standard interior in each unit: 2 shelves and 1 clothes rail. Combi unit = 1 shelf	Carcase division (cm)	90/90	45/90/45	90/45/90	90/45/90	90/45/90	90/90/90	90/90/90	90/90/90	90/90/90
	Number of doors/drawers	4-door/2 mirror door	4-door/2 mirror door/2 DW	5-door	5-door/1 mirror door	5-door/1 mirror door/2 DW	6-door	6-door/2 mirror door	6-door/2 mirror door/2 DW	6-door/2 mirror door/2 DW
HEIGHT 229 CM	▼ Price group	HEIGHT 229 CM								
A colour	▼ Art. no.									
	▼ Price									
	PG 1	18S4	15K6	17D8	18S0	15K7	17D9	18S5	15K8	
B colour with vertical trims	PG 2	18S4	15K6	17D8	18S0	15K7	17D9	18S5	15K8	
	PG 3									
	PG 1	18S4	15K6	17D8	18S0	15K7	17D9	18S5	15K8	
C colour with vertical and horizontal trims	PG 2	18S4	15K6	17D8	18S0	15K7	17D9	18S5	15K8	
	PG 3									
	PG 1	18H4	15L6	17L8	18H8	15L8	17L9	18H9	15L9	
D high polish	PG 2	18H4	15L6	17L8	18H8	15L8	17L9	18H9	15L9	
	PG 3									
	PG 1	15G4	18K8	17G8	15G5	18K1	17G9	15G6	18K2	
E glass with vertical trims	PG 2	15G4	18K8	17G8	15G5	18K1	17G9	15G6	18K2	
	PG 3									
	PG 1	15G4	18K8	17G8	15G5	18K1	17G9	15G6	18K2	
F glass with vertical and horizontal trims	PG 2	15G4	18K8	17G8	15G5	18K1	17G9	15G6	18K2	
	PG 3									

For extras, see rauch ORANGE EXTRAS HINGED ON pages 234-242.



Hinged door wardrobes

COL. CODE	All cornices can be ordered using the same colour code as for the wardrobe!
Carcase colour ▼	
Sonoma oak colour	
metallic grey	
alpine white	


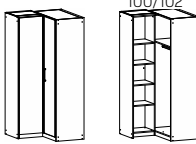
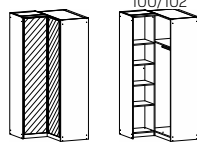
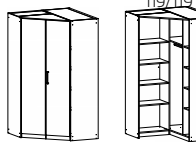

CORNICES FOR HINGED DOOR ROBES	Width in cm	47	91	136	181	226	271					
	Depth incl. cornice = ↗ 58 cm											
	Drawing											
	Name	cornice	cornice	cornice	cornice	cornice	cornice	cornice				
Dimensions incl. wardrobe	↔47 cm ↓212 cm/231 cm	↔91 cm ↓212 cm/231 cm	↔136 cm ↓212 cm/231 cm	↔181 cm ↓212 cm/231 cm	↔226 cm ↓212 cm/231 cm	↔271 cm ↓212 cm/231 cm						
	▼ Art. no.	▼ Price	...									
carcase coloured	8K04		8K05		8K06		8K07		8K22		8K27	

PASSEPARTOUT SIDES FOR HINGED DOOR WARDROBES	Width in cm	for all widths						
	Depth incl. passepartout = ↗ 58 cm							
	Drawing		<p>NOTE:</p> <ul style="list-style-type: none"> • Passepartout sides only possible in combination with cornices. • Cannot be mounted directly on corner robes (doors cannot be opened). • Total width of wardrobe and passepartout: wardrobe width + 4 cm 					
	Name	passepartout sides						
Dimensions	↔2 cm ↓212 cm/231 cm ↗12 cm							
HEIGHT 210 CM	▼ Art. no.	▼ Price	...					
carcase coloured	9P86							
HEIGHT 229 CM	▼ Art. no.	▼ Price	...					
carcase coloured	9P51							

Shelf unit, corner robes

1 COL. CODE	FRONT ▶	A COLOUR		B COLOUR FINISH WITH VERTICAL TRIMS		C COLOUR FINISH WITH VERTICAL AND HORIZONTAL TRIMS		D HIGH POLISH	E GLASS WITH VERTICAL TRIMS		F GLASS WITH VERTICAL AND HORIZONTAL TRIMS	
CARCASE COLOUR ▼		carcase coloured	alpine white	carcase coloured	alpine white	carcase coloured	alpine white	white	white	basalt	white	basalt
Sonoma oak colour		A510_	A511_	A520_	A521_	A530_	A531_	A540_	A550_	A552_	A560_	A562_
metallic grey		A810_	A811_	A820_	A821_	A830_	A831_	A840_	A850_	A852_	A860_	A862_
alpine white		A910_	---	A920_	---	A930_	---	A940_	A950_	A952_	A960_	A962_

2 HANDLES AND STRIPES ▶	CARCASE-COLOURED, SHORT = PG1 Add D to the colour code.	CHROME-COLOURED, SHORT = PG2 Add K to the Colour code	CHROME-COLOURED, LONG = PG3 Add L to the colour code.
-------------------------	---	---	---




3 SHELF UNIT, CORNER WARDROBE ↓ 210 cm	Width in cm	33	100	100	119	119							
	Depth 40 cm (shelf units only!)												
	Drawing		Please note information on p.137!	Please note information on p. 137!	Please note information on p. 137!	Please note information on p. 137!							
Name	shelf unit	hinged door corner robe		hinged door corner robe		hinged door corner robe							
Name		2-door		2-door, 2 mirror doors		2-door, with comp. profiles		2-door, 2 mirror doors, with comp. profiles					
HEIGHT 210 CM	▼ Price group	▼ Art. no.	▼ Price	HÖHE 210 CM									
A colour	PG 1	9226	4062	5062	0X5A	0X5C							
	PG 2												
	PG 3												
B colour with vertical trims	PG 1	9226	4062	5062	0X5A	0X5C							
	PG 2												
	PG 3												
C colour with vertical and horizontal trims	PG 1	9226	4062	5062	0X5A	0X5C							
	PG 2												
	PG 3												
D high polish	PG 1	9226	40L7	5062	0X7A	0X7C							
	PG 2												
	PG 3												
E glass with vertical trims	PG 1	9226	53G7	5062	0X8A	0X8C							
	PG 2												
	PG 3												
F glass with vertical and horizontal trims	PG 1	9226	53G7	5062	0X8A	0X8C							
	PG 2												
	PG 3												

1 COL. CODE	FRONT ▶	A COLOUR		B COLOUR FINISH WITH VERTICAL TRIMS		C COLOUR FINISH WITH VERTICAL AND HORIZONTAL TRIMS		D HIGH POLISH	E GLASS WITH VERTICAL TRIMS		F GLASS WITH VERTICAL AND HORIZONTAL TRIMS	
CARCASE COLOUR ▼		carcase coloured	alpine white	carcase coloured	alpine white	carcase coloured	alpine white	white	white	basalt	white	basalt
Sonoma oak colour		A510_	A511_	A520_	A521_	A530_	A531_	A540_	A550_	A552_	A560_	A562_
metallic grey		A810_	A811_	A820_	A821_	A830_	A831_	A840_	A850_	A852_	A860_	A862_
alpine white		A910_	---	A920_	---	A930_	---	A940_	A950_	A952_	A960_	A962_

2 HANDLES AND STRIPES ▶	CARCASE-COLOURED, SHORT = PG 1 Add D to the colour code.	CHROME-COLOURED, SHORT = PG 2 Add K to the Colour code	CHROME-COLOURED, LONG = PG 3 Add L to the colour code.
-------------------------	--	--	--

3 SHELF UNIT, CORNER WARDROBE ↓ 229 cm	Width in cm	33	100	100	119	119						
	Depth 40 cm (shelf units only!)											
	Drawing		Please note information on p. 137!		Please note information on p. 137!		Please note information on p. 137!		Please note information on p. 137!			
Name	shelf unit	hinged door corner robe		hinged door corner robe		hinged door corner robe		hinged door corner robe				
Name		2-door		2-door, 2 mirror doors		2-door, with comp. profiles		2-door, 2 mirror doors, with comp. profiles				
HEIGHT 229 CM	▼ Price group	▼ Art. no.	▼ Price	HEIGHT 229 CM								
A colour	PG 1	9228		17D7	18S7	0X5B	0X5D					
	PG 2											
	PG 3											
B colour with vertical trims	PG 1	9228		17D7	18S7	0X5B	0X5D					
	PG 2											
	PG 3											
C colour with vertical and horizontal trims	PG 1	9228		17D7	18S7	0X5B	0X5D					
	PG 2											
	PG 3											
D high polish	PG 1	9228		17L7	18S7	0X7B	0X7D					
	PG 2											
	PG 3											
E glass with vertical trims	PG 1	9228		17G7	18S7	0X8B	0X8D					
	PG 2											
	PG 3											
F glass with vertical and horizontal trims	PG 1	9228		17G7	18S7	0X8B	0X8D					
	PG 2											
	PG 3											

COL. CODE	All cornices can be ordered using the same colour code as for the wardrobe!
Carcase colour ▼	
Sonoma oak colour	
metallic grey	
alpine white	

CORNICES FOR SHELF UNIT, CORNER WARDROBE	Width in cm	33	100	117							
	Depth incl. cornice = 45 cm (shelf units only!)										
	Drawing										
	Name	cornice	cornice	cornice							
Dimensions incl. wardrobe	‡212 cm/231 cm	‡212 cm/231 cm	‡212 cm/231 cm								
		▼ Art. no.	▼ Price	...							
carcase coloured	8K80		9K11		8K89						

Matching pieces

*NOTE:
No vertical trims on
matching pieces.

1 COL. CODE	FRONT ▶	A COLOUR		B COLOUR FINISH WITH VERTICAL TRIMS		C COLOUR FINISH WITH VERTICAL AND HORIZONTAL TRIMS		D HIGH POLISH	E GLASS WITH VERTICAL TRIMS		F GLASS WITH VERTICAL AND HORIZONTAL TRIMS	
CARCASE COLOUR ▼		carcase coloured	alpine white	carcase coloured	alpine white	carcase coloured	alpine white	white	white	basalt	white	basalt
Sonoma oak colour		A510_	A511_	A520_	A521_	A530_	A531_	A540_	A550_	A552_	A560_	A562_
metallic grey		A810_	A811_	A820_	A821_	A830_	A831_	A840_	A850_	A852_	A860_	A862_
alpine white		A910_	---	A920_	---	A930_	---	A940_	A950_	A952_	A960_	A962_

2 HANDLES AND STRIPES ▶	CARCASE-COLOURED, SHORT = PG 1 Add D to the colour code.	CHROME-COLOURED, SHORT = PG 2 Add K to the Colour code	CHROME-COLOURED, LONG = PG 3 Add L to the colour code.
-------------------------	--	--	--






3 MATCHING PIECES	Width in cm	47	47	47	47	47	47
flat-packed Requires self assembly	Drawing						
	Name	bedside table	bedside tables, pair	bedside table	bedside tables, pair	chest	chest
All drawers with cushioned self-closing mechanism.	Name	2 drawers	2 drawers	3 drawers	3 drawers	4 drawers	1-door, 1 drawer
	Dimensions	↔47 cm †43 cm ↗42 cm	↔47 cm †43 cm ↗42 cm	↔47 cm †62 cm ↗42 cm	↔47 cm †62 cm ↗42 cm	↔47 cm †81 cm ↗42 cm	↔47 cm †81 cm ↗42 cm
	▼ Art. no.	▼ Price	...				
A colour		636Z	637B	637C	637D	638N	637G
B C colour with horizontal trims*		636Z	637B	637C	637D	638N	637G
D high polish		629A	629B	629C	629D	629F	629G
E F glass with horizontal trims*		671A	671B	671C	671D	671F	671G

Matching pieces


*NOTE:
No vertical trims on
matching pieces.

1 COL. CODE	FRONT ▶	A COLOUR		B COLOUR FINISH WITH VERTICAL TRIMS		C COLOUR FINISH WITH VERTICAL AND HORIZONTAL TRIMS		D HIGH POLISH	E GLASS WITH VERTICAL TRIMS		F GLASS WITH VERTICAL AND HORIZONTAL TRIMS	
CARCASE COLOUR ▼		carcase coloured	alpine white	carcase coloured	alpine white	carcase coloured	alpine white	white	white	basalt	white	basalt
Sonoma oak colour		A510_	A511_	A520_	A521_	A530_	A531_	A540_	A550_	A552_	A560_	A562_
metallic grey		A810_	A811_	A820_	A821_	A830_	A831_	A840_	A850_	A852_	A860_	A862_
alpine white		A910_	---	A920_	---	A930_	---	A940_	A950_	A952_	A960_	A962_


2 HANDLES AND STRIPES ▶	CARCASE-COLOURED, SHORT = PG1 Add D to the colour code.	CHROME-COLOURED, SHORT = PG 2 Add K to the Colour code	CHROME-COLOURED, LONG = PG 3 Add L to the colour code.
-------------------------	---	--	--

3 MATCHING PIECES	Width in cm	93	93	93								
flat-packed  Requires self assembly												
 SOFT CLOSE	Drawing											
All drawers with cushioned self-closing mechanism.	Name	chest	chest	chest								
	Name	8 drawers	4 drawers	5 drawers								
	Dimensions	↔93 cm ↑81 cm ↗42 cm	↔93 cm ↑81 cm ↗42 cm	↔93 cm ↑81 cm ↗42 cm								
	▼ Art. no.	639A	645T	645D								
	▼ Price											
A colour		639A	645T	645D								
B C colour with horizontal trims*		639A	645T	645D								
D high polish		676A	676B	676C								
E F glass with horizontal trims*		679A	679B	679C								


Available handles:



Carcase colour "D"




Chrome-coloured "K"




Chrome-coloured "L"
Chests with short handle.


Position of handle for plain fronts (A and D):



Carcase colour handle "D"




Chrome-coloured handle "K"




Chrome-coloured handle "L"


Position of handle for trim fronts (B, C, E, F):



Carcase colour handle "D"



Chrome-coloured handle "K"



Chrome-coloured handle "L"

Extras for HINGED door wardrobes – Standard: height 210 cm = 1 shelf and 1 hanging rail per unit | height 229 cm = 2 shelves and 1 hanging rail per unit– Please order with Colour code **A0033**

	Width 45 cm	Width 90 cm	Width 136 cm		Width 181 cm		Width 226 cm			Width 270 cm		
			left unit	right unit	left unit	right unit	left unit	central unit	right unit	left unit	central unit	right unit
Wardrobe units	45	90	90	45	90	90	90	45	90	90	90	90
Hanging rail	9737 ✓	9736 ✓	9736 ✓	9737 ✓	9736 ✓	9736 ✓	9736 ✓	9737 ✓	9736 ✓	9736 ✓	9736 ✓	9736 ✓
Shelf	9601 ✓	9604 ✓	9604 ✓	9601 ✓	9604 ✓	9604 ✓	9604 ✓	9601 ✓	9604 ✓	9604 ✓	9604 ✓	9604 ✓
Set of 3 shelves	9602 ✓	9605 ✓	9605 ✓	9602 ✓	9605 ✓	9605 ✓	9605 ✓	9602 ✓	9605 ✓	9605 ✓	9605 ✓	9605 ✓
Interior drawer	9893 ✓	9895 ✓	9895 ✓	9893 ✓	9895 ✓	9895 ✓	9895 ✓	9893 ✓	9895 ✓	9895 ✓	9895 ✓	9895 ✓
1/2-1/2-Division	✗	9951 ✓	9951 ✓	✗	9951 ✓	9951 ✓	9951 ✓	✗	9951 ✓	9951 ✓	9951 ✓	9951 ✓

	Width 45 cm - Combi	Width 90 cm - Combi	Width 136 cm - Combi		Width 181 cm - Combi			Width 226 cm - Combi			Width 270 cm - Combi		
			left unit	right unit	left unit	right unit	left unit	central unit	right unit	left unit	central unit	right unit	
Wardrobe units	45	90	90	45	45	90	45	90	90	90	90	90	
Hanging rail	9737 ✓	9736 ✓	9736 ✓	9737 ✓	9737 ✓	9736 ✓	9737 ✓	9736 ✓	9736 ✓	9736 ✓	9736 ✓	9736 ✓	
Shelf	9601 ✓	9604 ✓	9604 ✓	9601 ✓	9601 ✓	9604 ✓	9601 ✓	9604 ✓	9604 ✓	9604 ✓	9604 ✓	9604 ✓	
Set of 3 shelves	9602 ✓	9605 ✓	9605 ✓	9602 ✓	9602 ✓	9605 ✓	9602 ✓	9605 ✓	9605 ✓	9605 ✓	9605 ✓	9605 ✓	
Interior drawer	✗	✗	✗	9893 ✓	9893 ✓	✗	9893 ✓	✗	9895 ✓	✗	9895 ✓	9895 ✓	
1/2-1/2-Division	✗	✗	✗	✗	✗	✗	✗	9951 ✓	✗	9951 ✓	✗	9951 ✓	

For extras, see **rauch ORANGE EXTRAS HINGED ON** pages 234-242.

Extras for SLIDING door wardrobes – Standard: height 210 cm = 1 shelf and 1 hanging rail per unit | height 229 cm = 2 shelves and 1 hanging rail per unit– Please order with Colour code **A0033**

Width 180 cm



	left unit	right unit
Wardrobe units	90	90
Hanging rail	9736 ✓	9736 ✓
Shelf	9672 ✓	9672 ✓
Set of 3 shelves	9674 ✓	9674 ✓
Interior drawer	9866 ✓	9866 ✓
1/2-1/2-Division	9991 ✓	9991 ✓
Soft-Close	9DC2 ✓	

Width 226 cm



	left unit	right unit
Wardrobe units	112,5	112,5
Hanging rail	9709 ✓	9709 ✓
Shelf	9F01 ✓	9F01 ✓
Set of 3 shelves	9F03 ✓	9F03 ✓
Interior drawer	9806 ✓	9806 ✓
1/2-1/2-Division	9939 ✓	9939 ✓
Soft-Close	9DC2 ✓	

Width 270 cm



	left unit	central unit	right unit
Wardrobe units	90	90	90
Hanging rail	9736 ✓	9736 ✓	9736 ✓
Shelf	9672 ✓	9672 ✓	9672 ✓
Set of 3 shelves	9674 ✓	9674 ✓	9674 ✓
Interior drawer	9866 ✓	✗	9866 ✓
1/2-1/2-Division	9991 ✓	9991 ✓	9991 ✓
Soft-Close	9DC2 ✓		

For extras, see **rauch ORANGE EXTRAS SLIDING** on pages 244-254.