





| Front/carcase, applications | Colour code | | | |
|-----------------------------|-------------------------------|---------------------------------------|---------------------------------|----------------------------|
| | applications carcase coloured | applications Atlantic dark oak colour | applications Artisan oak colour | applications metallic grey |
| alpine white | AG500 | AG502 | AG522 | AG528 |
| metallic grey | AG501 | AG503 | AG523 | --- |



Various optics can be selected:
Drawers on the outer doors can be fitted at variable (comfort) heights, the door elements can be overturned.

For extras, see [rauch BLUE EXTRAS HINGED](#) on page 62-67.






| Front/Carcase, applications | Colour code | | | |
|-----------------------------|-------------------------------|---------------------------------------|---------------------------------|----------------------------|
| | applications carcase coloured | applications Atlantic dark oak colour | applications Artisan oak colour | applications Metallic grey |
| alpine white | AG500 | AG502 | AG522 | AG528 |
| metallic grey | AG501 | AG503 | AG523 | --- |


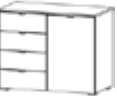

| WARDROBES | | Hinged door wardrobes | | | |
|---|-------|------------------------|------------------------|------------------------|--|
| For extras, see rauch BLUE EXTRAS HINGED. | | | | | <p>Various optics can be selected: Drawers on the outer doors can be fitted at variable (comfort) heights. The door elements can be overturned.</p> |
| | | hinged door wardrobe | hinged door wardrobe | hinged door wardrobe | |
| | | 6-door, 2 drawers | 9-door, 2 drawers | 10-door, 2 drawers | |
| | | ↔181 cm †210 cm ↗54 cm | ↔226 cm †210 cm ↗54 cm | ↔271 cm †210 cm ↗54 cm | |
| Article | Price | 49T1 | 49T2 | 49T3 | |

| WARDROBES | | Hinged door wardrobes with mirrored doors | | | |
|---|-------|---|----------------------------------|------------------------------------|--|
| For extras, see rauch BLUE EXTRAS HINGED. | | | | | <p>Various optics can be selected: Drawers on the outer doors can be fitted at variable (comfort) heights. The door elements can be overturned.</p> |
| | | hinged door wardrobe | hinged door wardrobe | hinged door wardrobe | |
| | | 6-door, 2 mirror doors, 2 drawers | 9-door, 1 mirror door, 2 drawers | 10-door, 2 mirror doors, 2 drawers | |
| | | ↔181 cm †210 cm ↗54 cm | ↔226 cm †210 cm ↗54 cm | ↔271 cm †210 cm ↗54 cm | |
| Article | Price | 57T1 | 57T2 | 57T3 | |

| WARDROBES | | Hinged door wardrobes with mirrored doors | | | |
|-----------|-------|---|--|--|--|
| | | | | | |
| | | | | | |
| | | | | | |
| Article | Price | | | | |

| | |
|---------------|-----------------------|
| Front/Carcase | Colour code |
| alpine white | handles metallic grey |
| metallic grey | AG500 |
| | AG501 |

| MATCHING PIECES | | Without applications. | | | |
|---|---|--|---|---|-------------|
| flat-packed  Requires self assembly |  |  |  |  | |
| | bedside table | bedside tables, pair | bedside table | bedside tables, pair | |
| | 2 drawers | 2 drawers | 3 drawers | 3 drawers | |
| | ↔40 cm †36 cm ↗40 cm | ↔40 cm †36 cm ↗40 cm | ↔40 cm †52 cm ↗40 cm | ↔40 cm †52 cm ↗40 cm | |
| Article | Price | 61F5 | 61F6 | 61K2 | 61K3 |

| MATCHING PIECES | | Without applications. | | | |
|---|---|---|-------------|--|--|
| flat-packed  Requires self assembly |  |  | | | |
| | chest | chest | | | |
| | 1-door, hinged right, 4 drawers | 5 drawers | | | |
| | ↔93 cm †81 cm ↗42 cm | ↔93 cm †81 cm ↗42 cm | | | |
| Article | Price | 66T4 | 639C | | |

| MATCHING PIECES | | Without applications. | | | |
|-----------------|-------|-----------------------|--|--|--|
| | | | | | |
| | | | | | |
| | | | | | |
| Article | Price | | | | |

Extras for HINGED door wardrobes – Please order with colour code **A0031**

Width 181 cm



| | left unit | central unit | right unit |
|------------------|-----------|--------------|------------|
| Wardrobe units | 45 | 90 | 45 |
| Hanging rail | ✗ | 9736 ✓ | ✗ |
| Shelf | 9601 ✓ | 9604 ✓ | 9601 ✓ |
| Set of 3 shelves | ✗ | 9605 ✓ | ✗ |
| Interior drawer | ✗ | 9895 ✓ | ✗ |
| 1/2-1/2-Division | ✗ | 9951 ✓ | ✗ |

Width 226 cm



| | left unit | central unit | right unit |
|------------------|-----------|--------------|------------|
| Wardrobe units | 90 | 45 | 90 |
| Hanging rail | ✗ | 9737 ✓ | ✗ |
| Shelf | 9604 ✓ | 9601 ✓ | 9604 ✓ |
| Set of 3 shelves | ✗ | 9602 ✓ | ✗ |
| Interior drawer | ✗ | 9893 ✓ | ✗ |
| 1/2-1/2-Division | ✗ | ✗ | ✗ |

Width 270 cm



| | left unit | central unit | right unit |
|------------------|-----------|--------------|------------|
| Wardrobe units | 90 | 90 | 90 |
| Hanging rail | ✗ | 9736 ✓ | ✗ |
| Shelf | 9604 ✓ | 9604 ✓ | 9604 ✓ |
| Set of 3 shelves | ✗ | 9605 ✓ | ✗ |
| Interior drawer | ✗ | 9895 ✓ | ✗ |
| 1/2-1/2-Division | ✗ | 9951 ✓ | ✗ |

For extras, see [rauch BLUE EXTRAS HINGED](#) on page 62-67.

